



260 SERIES

GROUND BOND TESTERS

See how simple using our tester can be!



5 PROGRAMMABLE MEMORIES

EASILY AUTOMATE FOR DATA COLLECTION

ADVANCED SECURITY SETTINGS

MILLIOHM OFFSET FUNCTION FOR ACCURATE GROUND BOND TESTING

REDUNDANT HARDWARE SAFETY INTERLOCK

PORTABLE, RUGGED DESIGN

EASILY SAFEGUARD YOUR WORKSTATION WITH PPE ACCESSORIES

Our **260 Series** makes Ground Bond testing simple. Choose between two simple, easy-to-use Ground Bond testers that provide the output current that satisfy NRTL specifications. With an intuitive interface that allows you to set-up a test in seconds and practical security settings, our **260 Series** can easily be deployed in both laboratory and production line environments.



264

266

RELEVANT APPLICATIONS

- APPLIANCE
- INDUSTRIAL EQUIPMENT
- MEDICAL
- LABORATORY EQUIPMENT
- WATER PUMPS

264 SUPPLIED ACCESSORIES


- 99-10725-01 40 Amp High Current Lead 6 ft. (1.8m)
- 99-10724-01 40 Amp High Current Return Lead 6 ft. (1.8m)
- 125-013-001 Input Power Cable USA
- 99-10103-01 Fuse

266 SUPPLIED ACCESSORIES

- 99-10239-01 60 Amp High Current Lead 6 ft. (1.8m)
- 99-10238-01 60 Amp High Current Return Lead 6 ft. (1.8m)
- 99-10164-01 Input Power Cable USA
- 99-10210-01 Fuse

OPTIONS

Description	264	266
Rear Outputs	•	•
USB Port	•	•
Display Voltage Drop	•	•



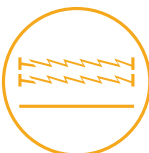
SERIES FEATURES



Test Setup Memories



Frequency Selection



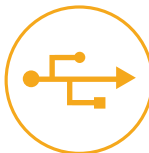
Dwell



Safety Agency Listed



PLC Remote



USB (optional)



On the Go Portability



Intuitive User Interface

260 SERIES SPECIFICATIONS

INPUT		
Voltage	264	100 - 120 VAC / 200 - 240 VAC \pm 10% Auto Range
	266	100 - 240 VAC \pm 10% Full Range
Frequency	50/60 Hz \pm 5%	
Fuse	264	10A / 250 VAC Slow-Blow
	266	12A / 250 VAC Slow-Blow

GROUND BOND TEST MODE		
Output Rating	264	3.0 - 40.0 AAC
	266	3.0 - 60.0 AAC
	Resolution: 0.1 A	
	Accuracy: ± (2% of setting + 0.1A)	
	264	Voltage 8 VAC (fixed)
	266	Voltage 12 VAC (fixed)
Output Frequency	50/60 Hz user selectable Accuracy: ± 0.1%	
Resistance Limit Settings	264	0 - 150 mΩ for 30.1 - 40.0 A 0 - 200 mΩ for 10.1 - 30.0 A 0 - 600 mΩ for 3.0 - 10.0 A
	266	0 - 150 mΩ for 30.1 - 60.0 A 0 - 200 mΩ for 15.1 - 30.0 A 0 - 600 mΩ for 3.0 - 15.0 A
	Resolution: 1 mΩ Accuracy: ± (2% of setting + 2 mΩ)	
	Offset Limit Settings	
0 - 100 mΩ Resolution: 1 mΩ Accuracy: ± (2% of setting + 2 mΩ)		
Dwell Timer	0, 0.5 - 240.0 sec, (0=continuous), 0.1 sec/step	
Ramp Timer	0.1 sec fixed	
Measurement Current	264	0.0 - 40.0 AAC
	266	0.0 - 60.0 AAC
	Resolution: 0.1 A Accuracy: ± (3% of reading + 0.1 A)	
Ohmmeter	264	0 - 600 mΩ
		Resolution: 1 mΩ Accuracy: ± (3% of reading + 3 mΩ) for 3 - 5.9 A, ± (2% of reading + 2 counts) for 6 - 40A
	266	0 - 600 mΩ
		Resolution: 1 mΩ Accuracy: ± (3% of reading + 3 mΩ) for 3 - 5.9 A ± (2% of reading + 2 mΩ) for 6 - 60 A

GENERAL SPECIFICATIONS		
Memories	5	
Remote I/O	Input:	Test, Reset, Interlock
	Output:	Pass, Fail, Test-in-Process
	<u>Hardware Interlock - a relay on the high voltage output opens when the Interlock signal is disabled.</u>	
Voltage Drop Display (optional)	Display the voltage drop across the circuit instead of the resistance measurement.	
Voltage Limit Settings	264	0.00 - 6.00 VAC
	266	0.00 - 9.00 VAC
	Resolution: 0.01 V Accuracy: \pm (2% of setting + 0.02 V)	
Offset Limit Settings	264	0.00 - 4.00 VAC
	266	0.00 - 6.00 VAC
	Resolution: 0.01 V Accuracy: \pm (2% of setting + 0.02 V)	
Security	Option to turn On or Off, when On you can switch between two security levels:	
	1. Run - Operator can only run a test. No ability to change memory locations or edit test parameters.	
	2. Mem - Operator can run a test and change memory locations. No ability to edit test parameters.	
Safety Mark	CE/cTUVus	
Dimensions (W x H x D)	264	8.5" x 3.5" x 11.81" (215 x 88 x 300 mm)
	266	16.93" x 5.20" x 11.81" (430 x 132 x 300 mm)
Weight	264	9.25 lbs. (4.3 Kg)
	266	20.25 lbs. (9 Kg)

Specifications subject to change without notice.