



290 SERIES

HIPOT TESTERS

See how simple using our tester can be!



5 PROGRAMMABLE MEMORIES W/ 10 OPTIONAL

EASILY AUTOMATE FOR DATA COLLECTION

ADVANCED SECURITY SETTINGS

TAMPER-PROOF FRONT PANEL CONTROLS

REDUNDANT HARDWARE SAFETY INTERLOCK

PORTABLE, RUGGED DESIGN

EASILY SAFEGUARD YOUR WORKSTATION WITH PPE ACCESSORIES

The **290 Series** is our most popular line of Hipot testers. These testers are designed to simplify every aspect of safety testing for operators of all comfort levels. Our **290 Series** includes the most intuitive user interface in the industry and won't take up too much space on the production line. With multiple memories and an optional USB interface, you can quickly perform tests on a variety of DUT's from the front panel or with a PC. Choose from 5 different models to satisfy your testing requirements.



AC Hipot



DC Hipot



Insulation Resistance



Ground Continuity Check

Model	AC Hipot	DC Hipot	Insulation Resistance	Ground Continuity Check
294		•		•
295	•			•
296	•	•		•
297	•	•	•	•
298	•	•	•	•

RELEVANT APPLICATIONS

APPLIANCE

AC/DC POWERED PRODUCTS

CABLES & COMPONENTS

LIGHTING & LED TESTING

MODULAR HOMES


MOTORS & PUMPS

SUPPLIED ACCESSORIES

- 102-069-904 Return Lead 6 ft. (1.8m)
- 102-055-913 High Voltage Lead 6 ft. (1.8m)
- 125-013-001 Input Power Cable USA
- 99-10040-01 Interlock Connector

OPTIONS

Description	294	295	296	297	298
Rear Outputs	•	•	•	•	•
USB Port	•	•	•	•	•
10 Memory	•	•	•	•	•
3mA Current Limit	•	•	•	•	
Pulse Mode		•			
Push to Test Mode		•			



SERIES FEATURES



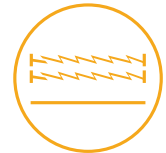
Test Setup Memories



Frequency Selection



Ramp



Dwell



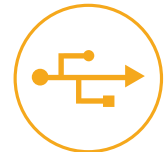
Low Current Sense



Safety Agency Listed



PLC Remote



USB (optional)



On the Go Portability



Intuitive User Interface

290 SERIES SPECIFICATIONS

INPUT (294, 295, 296, 297, 298)	
Voltage	100-120 VAC / 200-240 VAC ± 10% Auto Range
Frequency	50/60 Hz ± 5%
Fuse	3.15 A / 250 VAC Fast-Blow

DIELECTRIC WITHSTAND TEST MODE		
Output Rating	298	AC 0-5.00 kVAC, 99.99 mA
	297	AC 0-5.00 kVAC, 12.00 mA DC 0-6.00 kVDC, 5.00 mA
	296	AC 0-5.00 kVAC, 12.00 mA DC 0-6.00 kVDC, 5.00 mA
	295	AC 0-5.00 kVAC, 12.00 mA
	294	DC 0-6.00 kVDC, 5.00 mA
Voltage Setting	298	0-5.00 kVAC
	297	Resolution: 0.01 kV
	296	Accuracy: ± (1.5% of setting + 5V)
	295	
	297	0-6.00 kVDC
	296	Resolution: 0.01 kV
	294	Accuracy: ± (1.5% of setting + 5V)
Output Frequency	294	DC only
	295, 298	50/60 Hz Selectable
	296, 297	DC and 50/60 Hz Selectable
	Accuracy	± 0.1%
AC Waveform	Sine Wave, Crest Factor = 1.3 - 1.5	
DC Output Ripple	294	<5% (6 kVDC / 5mA at Resistive Load)
	296	
	297	
Dwell Timer	0, 0.2 - 60 sec, (0=continuous), 0.1 sec/step	
Ramp Timer	0.2 - 180 sec, 0.1 sec/step	
Leakage Failure Settings	298	AC Hi-Limit: 0.10 - 99.99 mA Lo-Limit: 0 - 99.99 mA
		Resolution: 0.01 mA Accuracy: ± (2% of reading + 0.06 mA)
	297	AC Hi-Limit: 0.10 - 12.00 mA Lo-Limit: 0 - 12.00 mA
	296	DC Hi-Limit: 0.02 - 5.00 mA Lo-Limit: 0 - 5.00 mA
	295	AC Hi-Limit: 0.10 - 12.00 mA Lo-Limit: 0 - 12.00 mA
	294	DC Hi-Limit: 0.02 - 5.0 mA Lo-Limit: 0 - 5.00 mA
		Resolution: 0.01 mA Accuracy: ± (2% of reading + 0.02 mA)
Discharge Time	< 50 msec for no load, < 100 msec for capacitive load	

INSULATION RESISTANCE TEST MODE (297 only)		
Output Voltage	Range:	0.1-1.00 kVDC
	Resolution:	0.01 kV
	Accuracy:	± (1.5% of setting + 3 V)
Resistance Display	Range:	1 - 1000 MΩ
	Resolution:	1 MΩ
	Accuracy:	100-499 V ± (7% of setting + 2 MΩ) 500-1000 V ± (3% of setting + 2 MΩ)
Hi-Limit	Range:	0, 1 - 1000 MΩ (0=off)
	Resolution:	1 MΩ
Lo-Limit	Range:	1 - 1000 MΩ
	Resolution:	1 MΩ
Timer	Ramp:	0.1 or 2.0 sec
	Delay:	0, 0.5 - 999.9 sec, (0=continuous)

GENERAL SPECIFICATIONS		
Continuity Feature	Range:	0.0 - 1.50 Ω
	Resolution:	0.01 Ω
	Accuracy:	± (2% of setting + 0.02 Ω)
Memories	5 (10 optional)	
Remote I/O	Input:	Test, Reset, Interlock
	Output:	-Pass, Fail, Test-in-Process Hardware Interlock - a relay on the high voltage output opens when the Interlock signal is disabled.
3mA AC/DC Current Limit (optional)	294	Range: 0.00 - 3.00 mA
	295	Resolution: 0.01 mA
	296	Accuracy: ± (2% of setting + 0.02mA)
	297	
Meter Max (standard)	Displays the maximum voltage value recorded during a breakdown.	
Imax (optional)	Displays the maximum leakage current value read during a test. Option 3 (USB port) must be installed to receive this measurement.	
Security	Option to turn On or Off, when On you can switch between two security levels:	
	<ol style="list-style-type: none"> 1. Run - Operator can only run a test. No ability to change memory locations or edit test parameters. 2. Mem - Operator can run a test and change memory locations. No ability to edit test parameters. 	
Safety Mark	CE/cTUVus	
Dimensions (W x H x D)	294, 295 296, 297	8.5" x 3.5" x 11.9" (215 x 88.1 x 300 mm)
	298	16.93" x 5.20" x 11.84" (430 x 132 x 300 mm)
Weight	294, 295 296, 297	12 lbs (5.46 Kg)
	298	46 lbs (20.86 Kg)

Specifications subject to change without notice.